

# How to Access Imagine/I-Ready to Schoolology

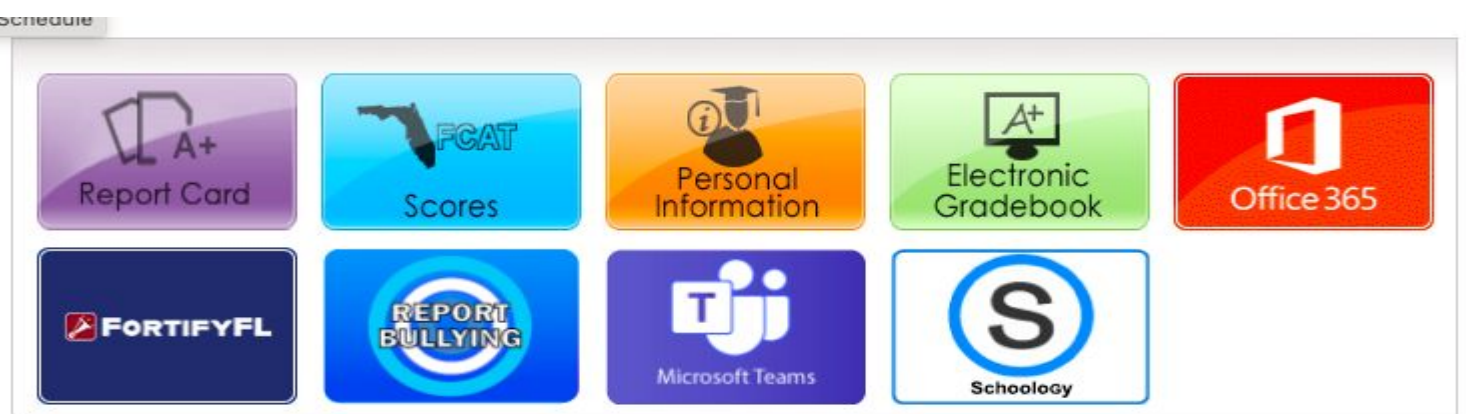
**Step One:** Go to your portal on <https://www3.dadeschools.net/home> and click on Portal.



**Step Two:** Input your child's seven digit identification number and password. Their password is their birthdate and their initials. Click on Login.

A screenshot of the login page for Dadeschools.net. The page has a dark blue background with the school district logo at the top. Below the logo is the text "Dadeschools.net" and a disclaimer: "contingent upon appropriate use of the system, pursuant to the Network Security Stat... Unauthorized or inappropriate use will be subject to disciplinary action (up to and inc... Use of this system constitutes consent to monitoring for compliance." There are two white input fields: the first contains the number "1234567" and the second contains a series of dots representing a password. Below the password field is a checkbox labeled "Remember Username". At the bottom is a blue "Login" button.

**Step Three:** Scroll down and click on Schoology.



**Step Four:** Click on Use Another Account.



**Step Five:** Input their identification number and password. The username will be ID Number@students.dadeschools.net. Remember their password is their birthdate and their initials. Click on sign in.



**Sign in**

1234567@students.dadeschools.net

No account? [Create one!](#)

[Can't access your account?](#)

Back

Next

# Enter password

.....

[Forgot my password](#)

Sign in

**Step Six:** On course dashboard click on English for Speakers of Other Languages for Imagine Learning.

RECENT ACTIVITY


COURSE DASHBOARD



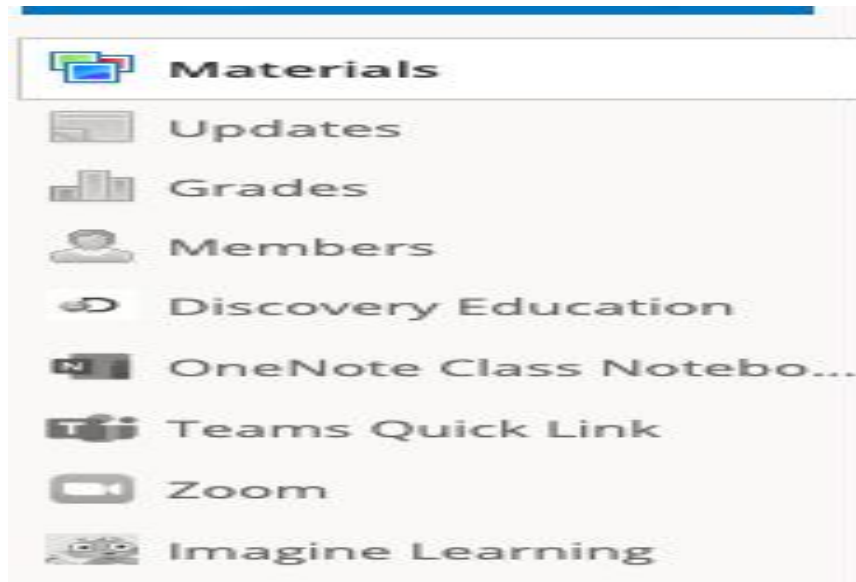
Someillan: 01 - Language Arts Elementary Writing - A5104



Someillan: 02 - English for Speakers of Other Language - B5104



**Step Seven:** Go to the left hand side and click on Imagine Learning.



**Step Eight:** You may get a pop up blocker. Click on launch app and make sure the browser you are using is Google Chrome for successful access! Once you click on Imagine Learning your child will be ready to go!



**Step Nine:** When you click on your courses scroll to Language Arts Reading and Mathematics and you will find I-Ready on both of those courses.



Courses

[My Courses](#)



Someillan

03 - Language Arts - Elementary Reading - ...  
2361 - HIALEAH ELEMENTARY




Someillan

04 - Mathematics - Grade Kindergarten - ...  
2361 - HIALEAH ELEMENTARY



**Step Ten:** Left hand column you will see I-Ready on the Language Arts Reading Tab and the Mathematics tab.

- Updates
- Gradebook
- Grade Setup
- Mastery
- Badges
- Members
- Analytics
- Workload Planning
- ClassDojo
- Discovery Education
- OneNote Class Notebo...
- Schoology SIS Connect
- Teams Quick Link
- Zoom
- i-Ready
- McGraw Hill K-12 SSO
- Reading Horizons (Disc...



**Step Eleven:** Once you click on I-Ready your child will be ready to do their 45 minutes in Reading/Math!

